



FLOOR

MARBLE ATTACHÉ™

COLORBODY™ PORCELAIN with REVEAL IMAGING®

 **daltile**®
IMAGINE WHAT'S POSSIBLE™



Cover photo features Calacatta 24 x 48 matte field tile on the floor and polished field tile on the wall. Above photo features Turkish Skyline 24 x 48 matte field tile on the floor and polished field tile on the wall.

Matte finish suitable for wet and level interior floor applications.

Relax in Elegance with the Look of Natural Marble

Marble Attaché™ tile opens a new frontier of design possibilities. These beautiful interpretations of the finest marble curated from around the world combine the traditional colors of marble with the ease of porcelain tile. With six colors and several large-format sizes, Marble Attaché tile emulates the finest and most unique marble colors found in nature.

- LUXURIOUS STYLES
 - Unique technology delivers three finishes: matte, satin and polished
 - Distinguished marble looks offered in multiple large format sizes including unique 12 x 48 planks and 24 x 48 tiles, as well as a linear hex mosaic
- AUTHENTICITY AND VARIETY
 - Inspired by beautiful interpretations of the finest marbles from around the world
 - Six appealing marble colors emulate the finest found in nature

-  PRE-CONSUMER RECYCLED MATERIALS
-  REVEAL IMAGING®
-  TRU-EDGE



MARBLE ATTACHÉ™

COLORBODY™ PORCELAIN with REVEAL IMAGING®

FIELD TILE (Available in Matte, Satin and Polished finishes. Matte available Fall 2016.)



CALACATTA MA87



TRAVERTINE MA85



TURKISH SKYLINE MA86



CRUX MA84



AMANI MA88



NERO MA83

2 x 2 MOSAIC (Available in Matte finish only)



CALACATTA MA87



TRAVERTINE MA85



TURKISH SKYLINE MA86



CRUX MA84



AMANI MA88









NERO MA83

MARBLE ATTACHÉ™

COLORBODY™ PORCELAIN with REVEAL IMAGING®

SIZES

			Thickness	Sq. Ft. per Carton	Pieces per Carton
	24 x 48 Field Tile ■	(23-3/8" x 46-7/8") (59.44 cm x 119.20 cm)	3/8"	15.24	2
	24 x 24 Field Tile ■	(23-3/8" x 23-3/8") (59.44 cm x 59.44 cm)	3/8"	15.20	4
	12 x 48 Field Tile ■	(11-5/8" x 46-7/8") (29.56 cm x 119.20 cm)	3/8"	11.37	3
	12 x 24 Field Tile ■	(11-5/8" x 23-3/8") (29.56 cm x 59.44 cm)	3/8"	15.12	8
	2 x 2 Mosaic ◆ (Mesh-mounted on 12" x 12" Sheet)	(11-3/4" x 11-3/4" Sheet) (29.85 cm x 29.85 cm Sheet)	3/8"	9.60	10
	2 x 5 Linear Hex Mosaic ◆ (Mesh-mounted on 12" x 12" Sheet)	(12-7/16" x 12-11/16" Sheet) (31.60 cm x 32.23 cm Sheet)	3/8"	11.00	10

■ Available in Matte, Satin and Polished finishes. **Matte available Fall 2016.**
◆ Matte finish only

FLOOR APPLICATIONS

	Target DCOF wet	Suitable
Dry & Level – Interior	N/A	✓
Wet & Level – Interior	≥ 0.42	✓*
Exterior Applications; Pool Decking & Other Wet Areas with Minimal Footwear	≥ 0.60	
Ramps & Inclines	≥ 0.65	

A DCOF value of ≥ 0.42 is the standard for tiles specified for level interior spaces expected to be walked upon when wet, as stated in ANSI A137.1-2012, Section 9.6. For more information about DCOF and the DCOF AcuTest™, visit daltille.com/DCOF.


OTHER APPLICATIONS

	Suitable
Walls/Backsplashes	✓
Countertops	✓
Pool Linings	✓**

APPLICATION NOTES:


- * Matte finish only
 - ** Mosaics only
- Suitable for exterior applications in freezing and non-freezing climates when proper installation methods are followed.
- Satin and polished surfaces are suitable only for dry and level floor applications.

TRIM

Type	Number	Size	Pieces per Carton
 Bullnose ■	S-43F9	3 x 24	10

Bullnose trim intended to coordinate with floor field tile in the standard 90-degree installation position.

INSTALLATION

Grout Joint Recommendation	Shade Variation
1/8" (3/16" when multiple sizes are installed in a modular pattern and/or when tile with a length 15" or greater is installed in a staggered brick-joint pattern. Overlap should not exceed 33%)	 Random (V4)

TEST RESULTS

	ASTM#	Satin & Polished Result	Matte Result
Water Absorption	C373	< 0.5%	< 0.5%
Breaking Strength	C648	> 275 lbs	> 275 lbs
Scratch Hardness	MOHS	7.0	8.0
Chemical Resistance	C650	Resistant	Resistant

NOTES

Manufacturer Advisory (Satin and Polished only): These tiles have a dynamic coefficient of friction < 0.42 as measured by the DCOF Acutest method. Tiles with DCOF values < 0.42 are not recommended for use in areas with wet or slippery conditions. For more information, see ANSI standard A137.1 section 6.2.2.1.10, available at www.tileusa.com.

Special consideration needs to be given when installing tiles greater than 15 inches. Please refer to daltille.com/LargeTiles for more information.

Strong random shading enhances the natural beauty of this product. To achieve optimal results, tile should be selected from multiple cartons and shading arrangement planned prior to installation.

Special care should be taken when grouting with dark pigmented colors. A grout release is recommended to prevent finely powdered pigments from lodging in the pores of the surface. Use of a latex modified thin-set is recommended for installation.

Since there are variations in all fired ceramic products, tile and trim supplied for your particular installation may not match these samples. Final color selection should be made from actual tiles and trim and not from tile samples or color reproductions. Manufactured in accordance with ANSI A137.1 standards.

Water, oil, grease, etc. create slippery conditions. Floor applications with exposure to these conditions require extra caution in product selection. Not for use on ramps.

For additional information refer to "Factors to Consider" at daltille.com/Factors.



DESIGNED TO HELP EARN LEED™ CREDITS. For more detailed information, visit daltillegreenworks.com.

SCAN QR CODE FOR PRODUCT INFORMATION

Get a QR Code reader at: GET.DALTILE.COM



7834 C. F. Hawn Freeway, Dallas, Texas 75217 | 1.800.933.TILE

To view the complete collection of Daltille® products and information, visit our website at daltille.com.



IMAGINE WHAT'S POSSIBLE™

©2016 Dal-Tile Corporation (8/16)